

CORNELL

FireGard™ Rolling Fire Doors Model ERD10

Practical Design Applications (for fire rated walls)

- Industry
- Healthcare Facilities
- Educational Facilities
- Hospitality/Public Space
- Distribution
- Retail
- Highrise Construction
- Hotels

Benefits

- Cornell can manufacture and ship most standard fire doors in one to two weeks.
- UL Labeled - 4, 3, 1 ½, 1 and ¾ hour labels.
- FM Approval.
- Size Flexibility - each unit is built to exact opening size requirements up to 34' wide, 30' high.
- Compact Storage - curtain stores in an overhead coil that is totally supported by the side guides.
- Durability - commercial duty design, little to no routine maintenance.
- Drop Testing / Resetting - simplified systems available.
- Repairs - job records are retained and parts are readily available.

Available Options

- Firemiser™ Insulated Fire Doors
- Mechanical Releasing Devices
- Annunciators
- Perimeter seals for smoke protection
- Vision windows
- Cylinder or slide bolt locking
- Vinyl astragal
- Smoke and heat detectors
- Bottom bar sensing edge for motorized units
- Operator covers for exterior mounted units or exposed operators below 8'-0" high



M100 FireGard™ Closing Systems

Common M100 System Features

- **Simplicity** - automatic closing fire protection without the need to reset spring tension or re-engaging the operator drive after testing.
- **Safety** - Normal or automatic closing speed is consistently controlled not to exceed 9" per second, even on very large units.



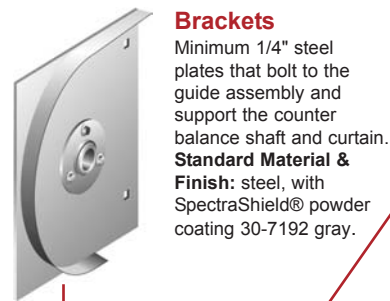
M100 Motor Systems

Convenient control station activation for normal use. These fail-safe systems will automatically close in response to an alarm signal, even in the event of a power failure. Alarm system ties directly into the operator without needing a mechanical release device for alarm activation. Reset at floor level by activating control station.

M100 Chain and M100 Crank Systems


Offer testing simplicity and closing speed safety with the economies of chain or crank operation. Stop and hold feature allows stopping without back winding. Brake release activation allows the door to close while routinely testing the governing closing system. Standard automatic closing is activated by melting of a 165°F fusible link. Alarm or fail-safe activation with use of an optional mechanical release device. Reset by releasing brake cable, resetting draw bar at mechanical release device or replacing fusible link. Consult factory for size limitations.

Fire Door Components



Brackets
Minimum 1/4" steel plates that bolt to the guide assembly and support the counter balance shaft and curtain.
Standard Material & Finish: steel, with SpectraShield® powder coating 30-7192 gray.

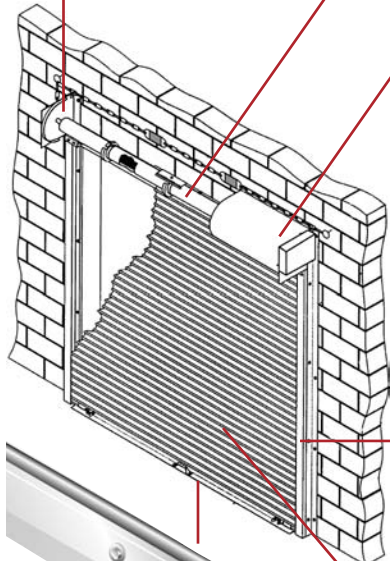

Counter-balance Shaft
4-1/2" minimum diameter outer shaft and 1-1/4" minimum inner shaft. This assembly supports the curtain and contains counter-balance torsion springs for assisting operation.
Standard Material: steel



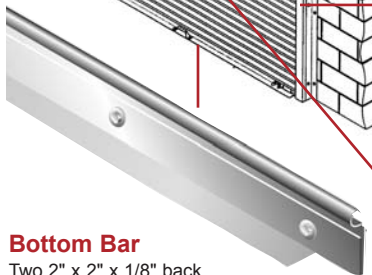
Hood
Protective sheet metal curtain enclosure provides fire resistance at the head of the door and keeps the brackets rigid.
Standard Material and Finish: ASTM A 653 GalvaNex™ coating system, light gray enamel top coat
Optional Material: stainless steel



Guides
Minimum 3/16" angle assemblies fasten to the wall and support the entire weight of the door.
Standard Material & Finish: steel with SpectraShield® powder coating 30-7192 gray
Optional Material: stainless steel



Bottom Bar
Two 2" x 2" x 1/8" back to back structural steel angles. Lock mechanisms available.
Standard Material & Finish: steel with SpectraShield® powder coating 30-7192 gray
Optional Material: stainless steel

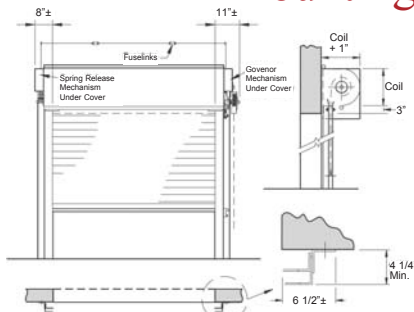


Curtain
Interlocking roll formed slats with metal endlocks riveted to ends of alternate slats to maintain slat alignment and prevent wear.
Standard Material & Finish: ASTM A 653 GalvaNex™ coating system, light gray enamel top coat
Optional Material: stainless steel

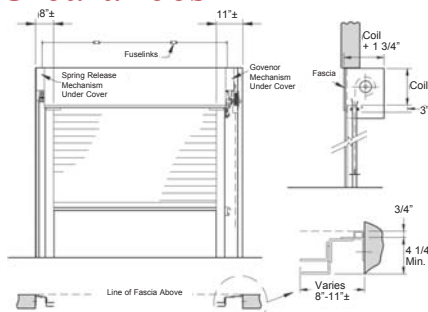


Operation
Push-up operation shown. Hand chain, hand crank and motors are available. Doors operate by rotating the shaft gear end. The opposite end of the shaft applies spring tension and is equipped with a spring adjusting wheel.

Mounting & Clearances



Face of Wall
Maintains clearance of full opening, minimal exposed components.



Between Jambs
Mounts within the opening, fascia (front hood closure piece) required.

Special Feature Options

■ **Release Devices** - Fail-safe electro-mechanical devices that initiate automatic closing in response to an alarm signal or following a ten second



power outage. Battery back-up versions last up to 72 hours without initiating a release due to a power failure.



■ **Annunciators** - safety devices that provide a visual and/or audible advanced warning when the fire door is about to close. Can be activated upon alarm signal or loss of power when supported by a battery back-up device.



■ **Firemiser™** insulated curtain construction; see Firemiser™ data sheet.

■ **Perimeter Seals** - UL listed brush seals applied to guides, bottom bar and door header provide protection against the passage of smoke and fumes around the fire door and/or weather resistance.

■ **Vision Windows** - enhance life safety and convenience by allowing visibility to the other side of the firewall opening. Up to six 10" x 1 5/8" non-wired glass panes are available per fire door curtain.



Optional Finishes

- ASTM A 653 GalvaNex™ coating system with tan or white enamel top coat
- Stainless steel, 300 series #4 finish
- Hot-dip galvanizing on steel components
- Powder coat finish in selected color
- Zinc Rich Gray corrosion resistant powder coating

SpectraShield® Powder Coat Finish

Cornell's SpectraShield® Powder Coat Finish in a choice of over 200 colors adds durability and aesthetic value. Surface preparation and coating process produces a smooth, lasting finish.



CORNELL

SAFE AND SECURE

An ISO 9001:2000 Registered Company

Crestwood Industrial Park
Mountaintop, PA 18707

TEL 800.233.8366 • FAX 800.526.0841

Engineering Design Services: Ext. 593 or 551

Website: www.cornelliron.com

Email: cornell@cornelliron.com